

RATINGS OF FIBER PROPERTIES

UPPER HALF MEAN LENGTH		FIBER ELONGATION (%)		UNIFORMITY INDEX	
Below 0.99	Short	Below 5.0	Very Low	Below 77	Very Low
0.99-1.10	Medium	5.0-5.8	Low	77-79	Low
1.11-1.26	Long	5.9-6.7	Average	80-82	Average
Above 1.26	Extra Long	6.8-7.6	High	83-85	High
		Above 7.6	Very High	Above 85	Very High

$\text{Length Uniformity Index (LUI)} = 100 \times \frac{\text{Mean Length}}{\text{Upper Half Mean Length}}$

FIBER FINENESS (MILLITEX)		FIBER MATURITY RATIO		FIBER STRENGTH	
Below 135	Very Fine	Below 0.7	Uncommon	(1/8-in. gauge strength in grams/tex)	
135-175	Fine	0.7-0.8	Immature	23 and below	Weak
175-200	Average	0.8-1.0	Mature	24-25	Intermediate
200-230	Coarse	Above 1.0	Very Mature	26-28	Average
Above 230	Very Coarse			29-30	Strong
				31 and above	Very Strong

EFS® SYSTEM

The EFS® cotton management system is a group of related software programs designed to work independently and cooperatively to manage cotton as a raw material and asset. By providing tools to manage most aspects of cotton's life cycle, the cotton management system seeks to improve the efficiency of cotton flow, augment the efficiency and utility of cotton, increase cotton's profitability, and enhance the demand for cotton.

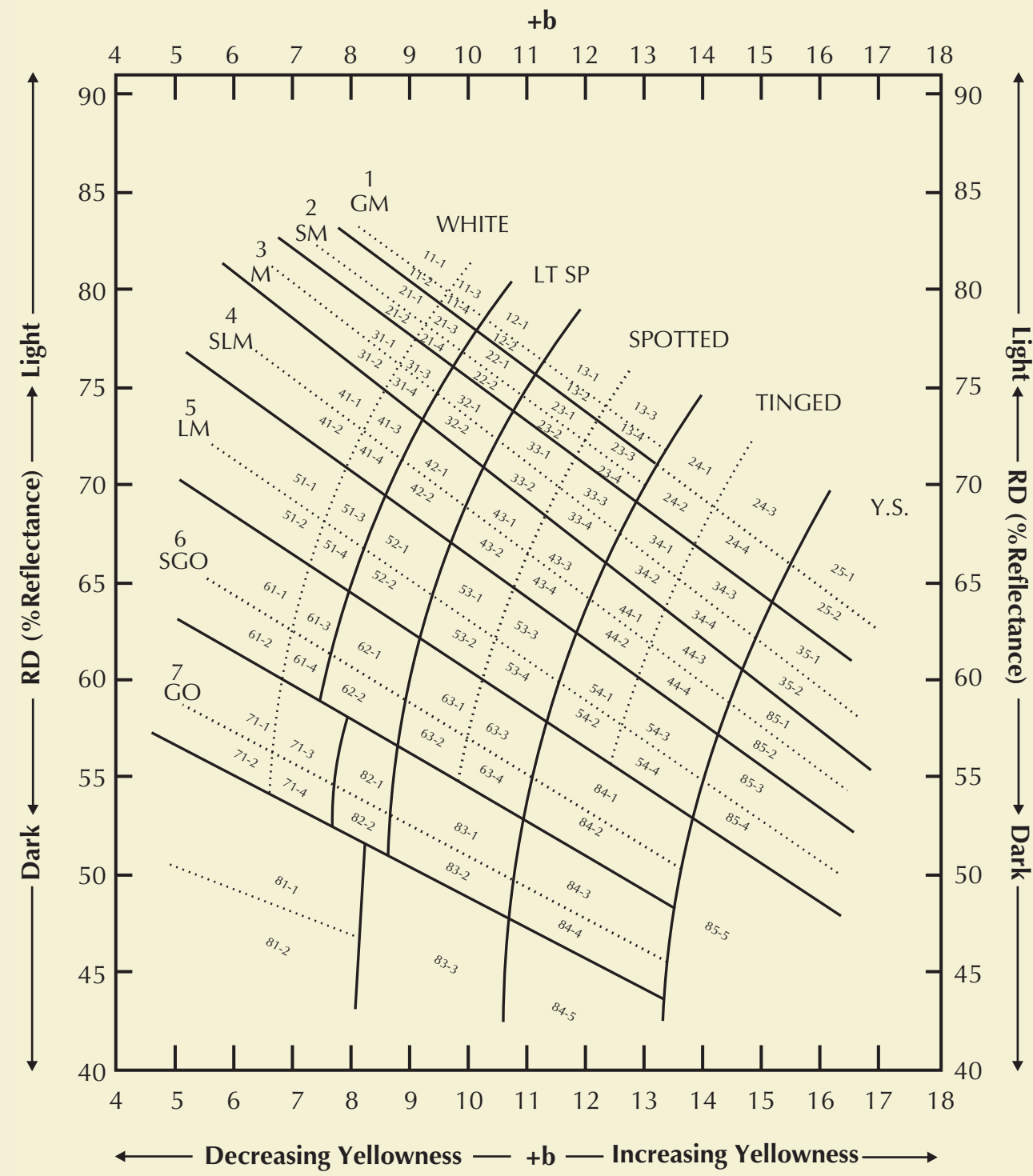
MILLNET™ SOFTWARE

MILLNET™ software manages a mill's acquisition and use of USDA HVI® classed cotton. Its groups and categories system can aid mills in creating uniform mixes best suited for a specified end product.

EFS®-USCROP™ SOFTWARE

EFS®-USCROP™ software enables a user to review and analyze crop data using USDA HVI® classing information. Complicated sets of cotton classing data can be simplified and enhanced with a variety of reports and graphs.

HVI® COLOR CHART FOR AMERICAN UPLAND COTTON



GRADES OF U.S. COTTON OFFICIAL STANDARDS OF THE U.S.

COLOR GRADE	SYMBOLS	COLOR GRADE	CLASSER LEAF CODE	COLOR GRADE	SYMBOLS	COLOR GRADE
White				Spotted		
Good Middling	GM	11	1	Good Middling	GM Sp	13
Strict Middling	SM	21	2	Strict Middling	SM Sp	23
Middling	Mid	31	3	Middling	Mid Sp	33
Strict Low Middling	SLM	41	4	Strict Low Middling	SLM Sp	43
Low Middling	LM	51	5	Low Middling	LM Sp	53
Strict Good Ordinary	SGO	61	6	Strict Good Ordinary	SGO Sp	63
Good Ordinary	GO	71	7			
				Tinged		
Light Spotted				Strict Middling	SM Tg	24
Good Middling	GM Lt Sp	12		Middling	Mid Tg	34
Strict Middling	SM Lt Sp	22		Strict Low Middling	SLM Tg	44
Middling	Mid Lt Sp	32		Low Middling	LM Tg	54
Strict Low Middling	SLM Lt Sp	42				
Low Middling	LM Lt Sp	52		Yellow Stained		
Strict Good Ordinary	SGO Lt Sp	62		Strict Low Middling	SM YS	25
				Middling	Mid YS	35

BALE SIZE

Average net bale weight is 495 lbs.
(for statistical purposes average bale weight is 480 lbs.)

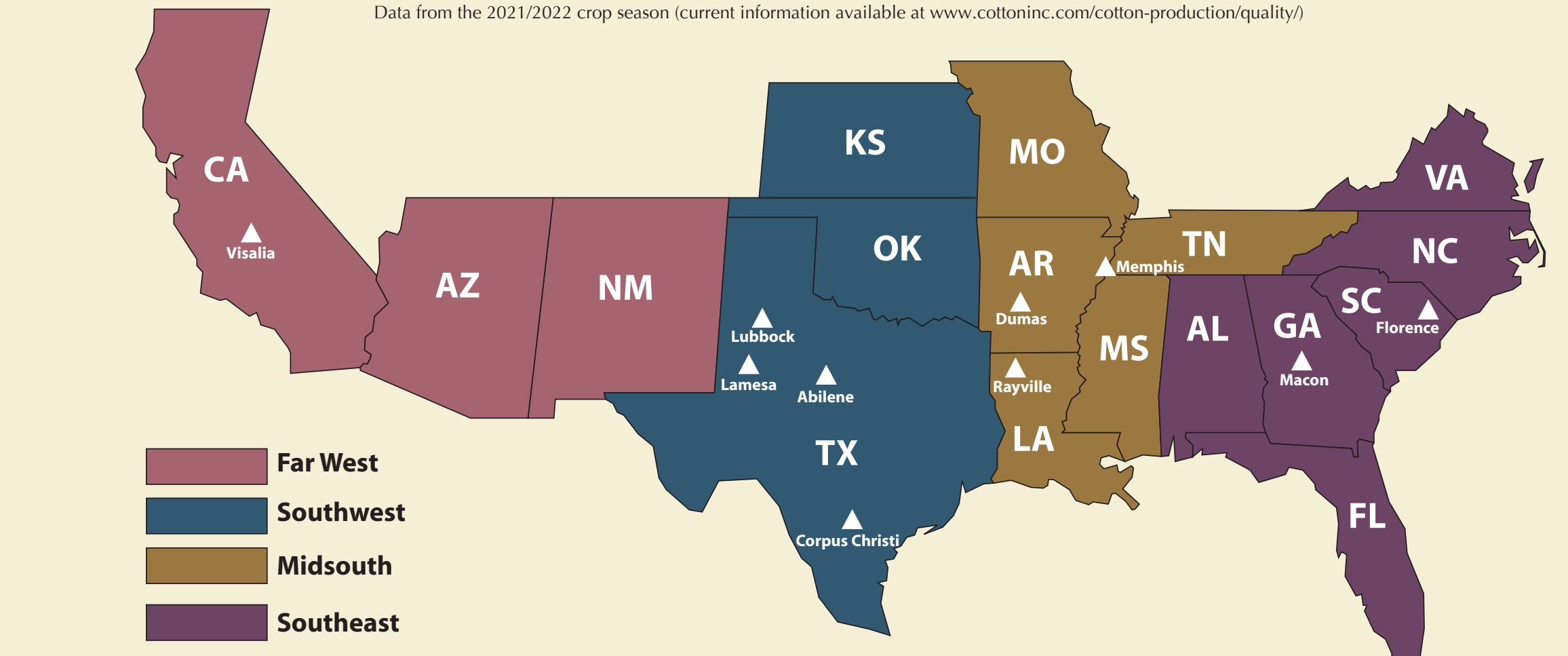
	Universal Densities	
	Gin	SI
Length, in.	55	1.40 m
Width, in.	21	0.53 m
Thickness at bale ties, in.	33	0.84 m



U.S. COTTON FIBER CHART 2021/2022

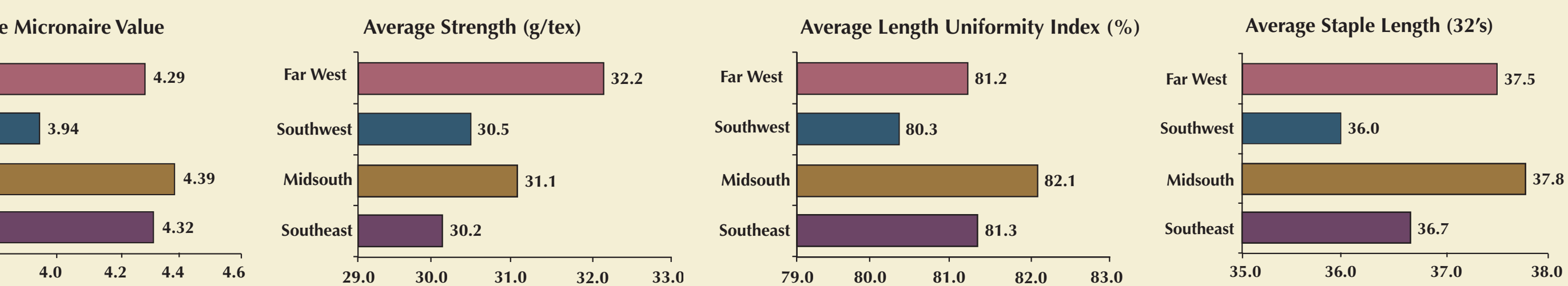
Data from the 2021/2022 crop season (current information available at www.cottoninc.com/cotton-production/quality/)

VISALIA		ABILENE		CORPUS CHRISTI	
(AZ, CA, NM, TX)		(KS, OK, TX)		(TX)	
425,385	Bales	1,518,649	Bales	1,747,036	Bales
Micronaire	4.29	Micronaire	3.94	Micronaire	4.42
Length (32's)	37.5	Length (32's)	35.9	Length (32's)	36.9
(100's)	1.17	(100's)	1.12	(100's)	1.15
LUI	81.2%	LUI	80.3%	LUI	81.5%
Strength (g/tex)	32.2	Strength (g/tex)	30.6	Strength (g/tex)	30.9
Grade (11&21)	60.8%	Grade (11&21)	61.6%	Grade (31)	44.1%
Grade (31)	31.4%	Grade (31)	28.3%	Grade (11&21)	32.7%



DUMAS		MEMPHIS		RAYVILLE	
(AR, MS)		(AL, AR, MO, MS, TN)		(LA, MS)	
1,001,880	Bales	2,656,989	Bales	280,360	Bales
Micronaire	4.57	Micronaire	4.31	Micronaire	4.55
Length (32's)	38.1	Length (32's)	37.7	Length (32's)	37.9
(100's)	1.19	(100's)	1.18	(100's)	1.18
LUI	82.1%	LUI	82.1%	LUI	82.3%
Strength (g/tex)	31.3	Strength (g/tex)	31.1	Strength (g/tex)	31.1
Grade (41)	63.0%	Grade (41)	51.8%	Grade (31)	51.7%
Grade (31)	34.2%	Grade (31)	45.6%	Grade (41)	43.3%

FAR WEST TOTAL		SOUTHWEST TOTAL	
(AZ, CA, NM, TX)		(KS, NM, OK, TX)	
425,385	Bales	8,381,865	Bales
Micronaire	4.29	Micronaire	3.94
Length (32's)	37.5	Length (32's)	36.0
(100's)	1.17	(100's)	1.13
LUI	81.2%	LUI	80.3%
Strength (g/tex)	32.2	Strength (g/tex)	30.5
Grade (11&21)	60.8%	Grade (11&21)	72.0%
Grade (31)	31.4%	Grade (31)	17.2%



MIDSOUTH TOTAL		SOUTHEAST TOTAL	
(AL, AR, LA, MO, MS, TN)		(AL, FL, GA, NC, SC, VA)	
3,939,229	Bales	4,026,118	Bales
Micronaire	4.39	Micronaire	4.32
Length (32's)	37.8	Length (32's)	36.7
(100's)	1.18	(100's)	1.15
LUI	82.1%	LUI	81.3%
Strength (g/tex)	31.1	Strength (g/tex)	30.2
Grade (41)	54.1%	Grade (41)	47.3%
Grade (31)	43.1%	Grade (31)	39.6%